



CITY OF SUNNY ISLES BEACH
CAPITAL IMPROVEMENT PROGRAM
FY 2022-2023

**CITY OF SUNNY ISLES BEACH
CAPITAL IMPROVEMENT PROGRAM
FY 2022/2023**

Table of Contents

Introduction

Introduction to Capital Improvement Program	C-1
Major Capital Improvement Projects by Location	C-3
City Wide Capital Budget Summary for FY 2022-2023	C-4
City Wide Capital Budget Summary for FY 2022-2023 thru FY 2026-2027	C-5
Capital Improvement Program Fund Summary for FY 2022-2023 thru FY 2026-2027	C-6
Stormwater Capital Fund Summary for FY 2022-2023 thru FY 2026-2027	C-7
Forfeiture Funds Summary for FY FY 2022-2023 thru FY 2026-2027	C-8

Capital Improvement Projects

172nd Streetscape and Drainage	C-9
Beach Erosion Mitigation Strategies	C-10
Bella Vista Bay Park	C-11
Central Island Drainage Improvements	C-12
Citywide Automatic License Plate Reader	C-13
Citywide Fiber Optic Connectivity	C-14
Citywide Landscape & Decorative Lighting	C-15
Citywide Parks Improvements	C-16
Citywide Security	C-17
Collins Ave Streetscape / Sidewalk Improvements	C-18
Collins Ave Pedestrian Improvements @ 174th St	C-19
Gateway Park and Pedestrian Bridge	C-20
Golden Shores Drainage Repairs & Utility Undergrounding	C-21
Golden Shores Entranceway Park (Corner House)	C-22
Golden Shores Stormwater Pump Station	C-23
Government Center Projects	C-24
Gwen Margolis Park Upgrades	C-25
Heritage Park/Parking Garage Improvements	C-26
Intracoastal Park Courtsports Complex	C-27
Intracoastal Park Improvements	C-28
Newport Pier Improvements	C-29
Pedestrian / Emergency Bridge	C-30
Pelican Community Park Improvements	C-31
Roadway Resurfacing Project	C-32
Samson Park Upgrades	C-33
Sidewalk Repairs and Replacement	C-34
Sunny Isles Blvd Street Improvements	C-35
Sunny Isles Blvd WASD Property & Park	C-36
Town Center Park Upgrades	C-37
Transportation and Pedestrian Access Improvements	C-38
Utility Undergrounding	C-39



Introduction to Capital Improvement Program

INTRODUCTION

The Capital Improvement Program (CIP) concentrates on the development of a long-range framework in which physical projects may be planned while, at the same time, implementing projects within the City's financial capabilities. The comprehensive program is prepared for the ensuing five years and is based upon the requirements of the community for all types of public improvements.

PURPOSE

The primary purpose of the Capital Improvement Program includes: The development of a long-range framework in which physical projects are planned, evaluated, and presented in an order sequence; The coordination of the capital related projects of City departments to ensure equitable distributions of projects with regard to the needs of the community; the timing of related projects; and the provision of information regarding planned capital projects to the residents of the City of Sunny Isles Beach.

DEFINITIONS

Capital Improvement: Any major expenditure for physical development, which generally falls into one of the following categories: Land and non-structural improvements; New structures; Major repairs; Major equipment.

Capital Improvement Project: Any major non-recurring expenditure for physical facilities of government such as costs for acquisition of land or interests in land; construction of buildings or other structures including additions or major alterations; construction of streets or utility lines; fixed equipment; landscaping and similar expenditures including associated planning and design work related directly to an individual project.

Capital Improvement Budget: A list of projects, together with cost amounts and sources of funds for the coming fiscal year, regarded as the first year of the Capital Improvement Program. The Capital Improvement Program may be included as a part of the City operating budget.

METHODOLOGY

Projects included in the Capital Improvement Program were derived from needs identified by the City Manager and City staff. Departments can submit projects that encompass both the improvement of the City's physical development as well as the improvement of the particular programs and services that they provide to the public. Each department should estimate the project's cost and give an explanation and justification of the project. The City Manager assesses and decides whether these projects should be included in the Tentative Budget. After the City Commission's review and approval, funded projects shall be implemented.

Introduction to Capital Improvement Program

FUNDING OF CAPITAL PROJECTS

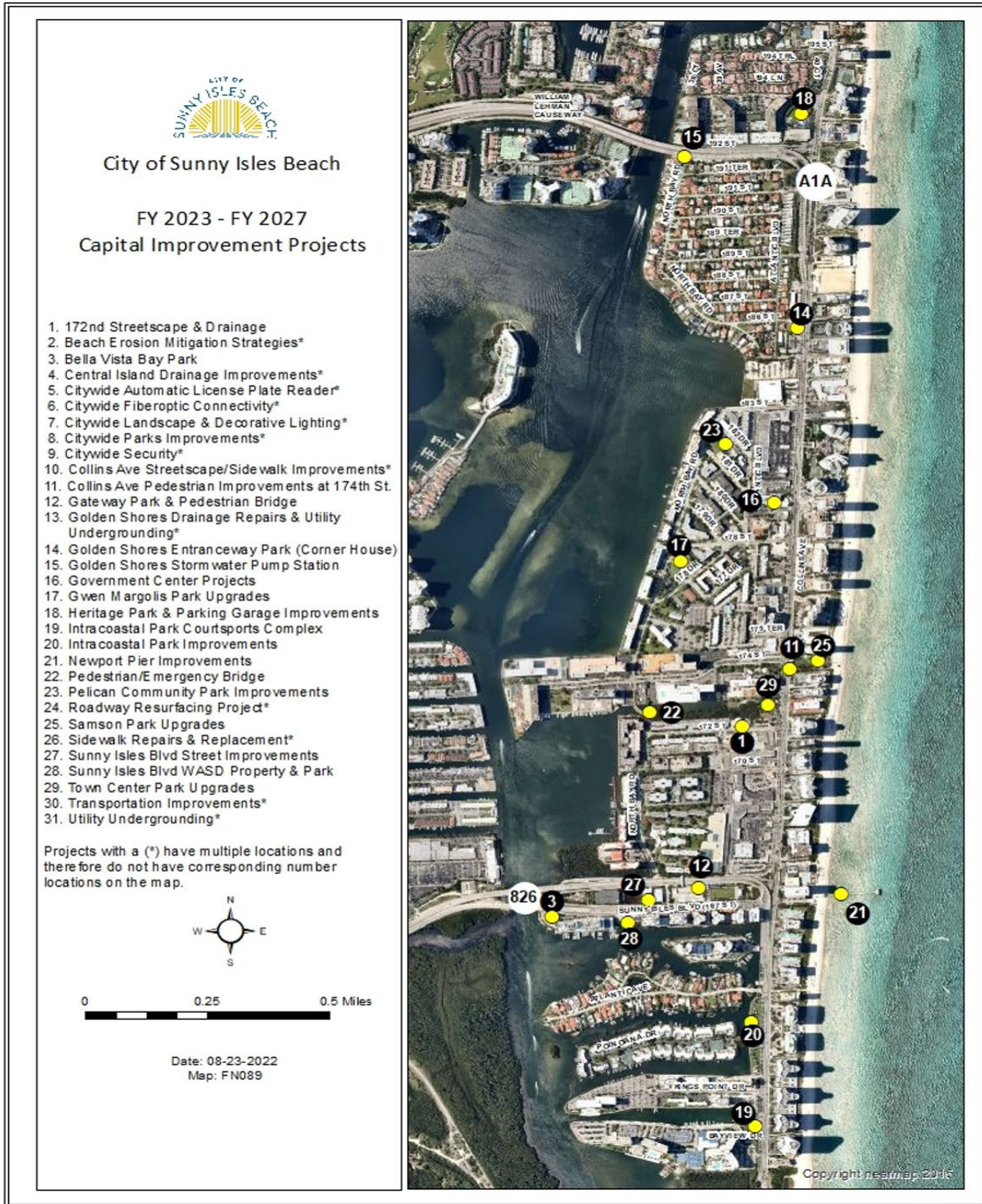
The success of the Capital Improvement Program depends on the close coordination of the physical plan with a financial plan. Projects may be financed through regular operating funds such as the General Fund, which frequently are insufficient for very large Capital Improvement Projects and which must compete with recurring operating requirements. The financial plan may require in-depth research in determining alternative means within a desired timetable to finance Capital Improvements. The City can borrow money through the sale of bonds. Bonds sold by the City fall into two categories: General Obligation Bonds and Revenue Bonds. A property tax levy is used to pay for General Obligation Bonds, which normally requires voter approval. Revenue Bonds are paid for by pledging a specific revenue stream for the repayment of debt. It has become practical to pay for some very large Capital Improvements on a pay-as-you-go basis with the popularity of various lease-purchase options. Federal and State Aid Programs can also play an important role in Capital Improvement planning. Federal and State Grant Programs can aid in the planning and financing of projects.

The administrative ability to seek and utilize the best possible source, or combination of sources, from the various alternatives for financing Capital Improvements can maximize the City's Capital Improvement Program, saving the cost of inefficiencies, which occur from not adequately addressing infrastructure needs.

NEED FOR CAPITAL PROJECTS

In recent years, a vast array of new federal and state regulations, primarily in areas of environmental quality, have imposed tremendous costs upon local units of government for Capital Improvements in order to comply with the law. Although some programs are combined with financial aid to encourage and assist cities in gaining compliance, the local share of costs often runs into the millions of dollars. Once built, facilities must be maintained and operated which imposes tremendous ongoing costs for labor and materials. The ability to absorb future operating costs is as important in planning a Capital Improvement Program as the ability to finance the actual construction. Rapidly changing technology often contributes to capital projects planning. Modernization of facilities and equipment, while costly, can often help reduce maintenance and operating costs significantly over the long run. There is a constant need to rebuild and or replace facilities, which have begun to deteriorate due to age. This is particularly true with streets and bridges. The impact of the various factors, which contribute to generating Capital Improvements, highlight the need for sound fiscal planning in the preparation of Sunny Isles Beach's Capital Improvement Program. The future development, growth and general well being of our citizens is directly related to an affordable and realistic Capital Improvement Program.

MAJOR CAPITAL IMPROVEMENT PROJECTS BY LOCATION



**CITY WIDE CAPITAL BUDGET SUMMARY for
FY 2022-2023**

	General Capital Improvement Program Fund		Stormwater Capital Projects Fund		Forfeiture Funds		Total
Revenues							
Second Local Option Gas Tax	\$	-	\$	87,529	\$	-	\$ 87,529
Interest		70,000		2,000		-	72,000
Grants/Contributions		2,000,000		-		-	2,000,000
Transfers In from General Fund		1,400,000		-		-	1,400,000
Misc Revenue Special Assessments Fund		385,000		-		-	385,000
Transfer Development Rights Purchases		40,000		-		-	40,000
Transfers In from Stormwater Fund		-		-		-	-
Impact Fees/Bonus		-		-		-	-
Forfeitures		-		-		-	-
Beginning Fund Balance		24,323,728		764,895		1,595,364	26,683,987
Total Revenue	\$	28,218,728	\$	854,424	\$	1,595,364	\$ 30,668,516
Appropriations							
172nd Streetscape and Drainage	\$	1,300,000	\$	-	\$	-	\$ 1,300,000
Beach Erosion Mitigation Strategies		-		-		-	-
Bella Vista Bay Park		500,000		-		-	500,000
Central Island Drainage Improvements		2,950,000		100,000		-	3,050,000
Citywide Automatic License Plate Reader		-		-		-	-
Citywide Fiber Optic Connectivity		-		-		-	-
Citywide Landscape & Decorative Lighting		-		-		-	-
Citywide Parks Improvements		-		-		-	-
Citywide Security		-		-		-	-
Collins Ave Streetscape / Sidewalk Improvements		500,000		-		-	500,000
Collins Ave Pedestrian Improvements @ 174th St		-		-		-	-
Gateway Park Center and Pedestrian Bridge		-		-		-	-
Golden Shores Drainage Repairs & Utility Undergrounding		-		-		-	-
Golden Shores Entranceway Park (Corner House)		150,000		-		-	150,000
Golden Shores Stormwater Pump Station		100,000		-		-	100,000
Government Center Projects		-		-		-	-
Gwen Margolis Park Upgrades		-		-		-	-
Heritage Park/Parking Garage Improvements		-		-		-	-
Intracoastal Park Courtsports Complex		810,000		-		-	810,000
Intracoastal Park Improvements		-		-		-	-
Newport Pier Improvements		250,000		-		-	250,000
Pedestrian / Emergency Bridge		-		-		-	-
Pelican Community Park Improvements		-		-		-	-
Roadway Resurfacing Project		-		-		-	-
Samson Park Upgrades		-		-		-	-
Sidewalk Repairs and Replacement		-		-		-	-
Sunny Isles Blvd Street Improvements		-		-		-	-
Sunny Isles Blvd WASD Property & Park		200,000		-		-	200,000
Town Center Park Upgrades		650,000		-		-	650,000
Transportation Improvements		-		-		-	-
Utility Undergrounding		-		-		-	-
Estimated Project Carryovers from Prior Year		19,316,614		-		1,595,364	20,911,978
Transfer Out to Streets Maintenance		-		-		-	-
Transfer Out to Stormwater Operations		-		-		-	-
Ending Fund Balance		1,492,114		754,424		-	2,246,538
Total Appropriations	\$	28,218,728	\$	854,424	\$	1,595,364	\$30,668,516

**CITY WIDE CAPITAL BUDGET SUMMARY for
FY 2022-2023 thru FY 2026-2027**

<u>Revenues</u>	<u>FY 2023</u>	<u>FY 2024</u>	<u>FY 2025</u>	<u>FY 2026</u>	<u>FY 2027</u>
Second Local Option Gas Tax	\$ 87,529	\$ 75,000	\$ 75,000	\$ 75,000	\$ 75,000
Interest	72,000	284,187	594,251	960,548	1,300,784
Grants and Contributions	2,000,000	-	-	-	-
Debt Issuance	-	-	-	-	-
Sale of Capital Assets - Govt Ctr Expansion	-	-	-	-	-
Transfers In from General Fund	1,400,000	-	-	-	-
Misc Revenue Special Assessments Fund	385,000	25,000	25,000	25,000	25,000
Transfer Development Rights Purchases	40,000	29,998,265	15,658,310	22,650,000	-
Transfers In from Stormwater Fund	-	-	-	-	-
Impact Fees/Bonus	-	27,427,494	26,864,200	13,640,000	-
Beginning/Reappropriated Fund Balance	26,683,987	2,246,538	53,546,484	93,513,245	129,613,793
Total Revenue	\$30,668,516	\$60,056,484	\$96,763,245	\$130,863,793	\$131,014,577
<u>Appropriations</u>					
172nd Streetscape and Drainage	\$ 1,300,000	\$ -	\$ -	\$ -	\$ -
Beach Erosion Mitigation Strategies	-	1,000,000	1,000,000	1,000,000	-
Bella Vista Bay Park	500,000	500,000	-	-	-
Central Island Drainage Improvements	3,050,000	-	-	-	-
Citywide Automatic License Plate Reader	-	-	-	-	-
Citywide Fiber Optic Connectivity	-	-	-	-	-
Citywide Landscape & Decorative Lighting	-	-	-	-	-
Citywide Parks Improvements	-	-	-	-	-
Citywide Security	-	-	-	-	-
Collins Ave Streetscape / Sidewalk Improvements	500,000	-	-	-	-
Collins Ave Pedestrian Improvements @ 174th St	-	-	-	-	-
Gateway Park and Pedestrian Bridge	-	-	-	-	-
Golden Shores Drainage Repairs & Utility Undergrounding	-	3,360,000	-	-	-
Golden Shores Entranceway Park (Corner House)	150,000	100,000	-	-	-
Golden Shores Stormwater Pump Station	100,000	-	-	-	-
Government Center Projects	-	-	-	-	-
Gwen Margolis Park Upgrades	-	-	-	-	-
Heritage Park/Parking Garage Improvements	-	1,000,000	-	-	-
Intracoastal Park Courtsports Complex	810,000	-	-	-	-
Intracoastal Park Improvements	-	-	-	-	-
Newport Pier Improvements	250,000	250,000	-	-	-
Pedestrian / Emergency Bridge	-	-	-	-	-
Pelican Community Park Improvements	-	-	-	-	-
Roadway Resurfacing Project	-	-	250,000	250,000	-
Samson Park Upgrades	-	-	-	-	-
Sidewalk Repairs and Replacement	-	100,000	-	-	-
Sunny Isles Blvd Street Improvements	-	-	-	-	-
Sunny Isles Blvd WASD Property & Park	200,000	200,000	-	-	-
Town Center Park Upgrades	650,000	-	-	-	-
Transportation Improvements	-	-	2,000,000	-	-
Utility Undergrounding	-	-	-	-	-
Estimated Project Carryovers from Prior Year	20,911,978	-	-	-	-
Transfer Out to Streets Maintenance	-	-	-	-	-
Transfer Out to Stormwater Operations	-	-	-	-	-
Repayment of Debt	-	-	-	-	-
Ending Fund Balance	2,246,538	53,546,484	93,513,245	129,613,793	131,014,577
Total Appropriations	\$30,668,516	\$60,056,484	\$96,763,245	\$130,863,793	\$131,014,577

**CAPITAL IMPROVEMENT PROGRAM FUND SUMMARY for
FY 2022-2023 thru FY 2026-2027**

	FY 2023	FY 2024	FY 2025	FY 2026	FY 2027
Revenues					
Interest	\$ 70,000	\$ 282,187	\$ 592,251	\$ 958,548	\$ 1,298,784
Grants and Contributions	2,000,000	-	-	-	-
Debt Issuance	-	-	-	-	-
Transfers In from General Fund/ARPA Fund	1,400,000	-	-	-	-
Misc Revenue Special Assessment Fund	385,000	25,000	25,000	25,000	25,000
Transfer Development Rights Purchases	40,000	29,998,265	15,658,310	22,650,000	-
Impact Fees/Bonus	-	27,427,494	26,864,200	13,640,000	-
Beginning Fund Balance	24,323,728	1,492,114	52,715,060	92,604,821	128,628,369
Total Revenue	\$28,218,728	\$59,225,060	\$95,854,821	\$129,878,369	\$129,952,153
Appropriations					
172nd Streetscape and Drainage	\$ 1,300,000	\$ -	\$ -	\$ -	\$ -
Beach Erosion Mitigation Strategies	-	1,000,000	1,000,000	1,000,000	-
Bella Vista Bay Park	500,000	500,000	-	-	-
Central Island Drainage Improvements	2,950,000	-	-	-	-
Citywide Automatic License Plate Reader	-	-	-	-	-
Citywide Fiber Optic Connectivity	-	-	-	-	-
Citywide Landscape & Decorative Lighting	-	-	-	-	-
Citywide Parks Improvements	-	-	-	-	-
Citywide Security	-	-	-	-	-
Collins Ave Streetscape / Sidewalk Improvements	500,000	-	-	-	-
Collins Ave Pedestrian Improvements @ 174th St	-	-	-	-	-
Gateway Park and Pedestrian Bridge	-	-	-	-	-
Golden Shores Drainage Repairs & Utility Undergrounding	-	3,360,000	-	-	-
Golden Shores Entranceway Park (Corner House)	150,000	100,000	-	-	-
Golden Shores Stormwater Pump Station	100,000	-	-	-	-
Government Center Projects	-	-	-	-	-
Gwen Margolis Park Upgrades	-	-	-	-	-
Heritage Park/Parking Garage Improvements	-	1,000,000	-	-	-
Intracoastal Park Courtsports Complex	810,000	-	-	-	-
Intracoastal Park Improvements	-	-	-	-	-
Newport Pier Improvements	250,000	250,000	-	-	-
Pedestrian / Emergency Bridge	-	-	-	-	-
Pelican Community Park Improvements	-	-	-	-	-
Roadway Resurfacing Project	-	-	250,000	250,000	-
Samson Park Upgrades	-	-	-	-	-
Sidewalk Repairs and Replacement	-	100,000	-	-	-
Sunny Isles Blvd Street Improvements	-	-	-	-	-
Sunny Isles Blvd WASD Property & Park	200,000	200,000	-	-	-
Town Center Park Upgrades	650,000	-	-	-	-
Transportation and Pedestrian Access Improvements	-	-	2,000,000	-	-
Utility Undergrounding	-	-	-	-	-
Estimated Project Carryovers Prior Year	19,316,614	-	-	-	-
Transfer Out to Streets Maintenance	-	-	-	-	-
Transfer Out to Stormwater Operations	-	-	-	-	-
Repayment of Debt	-	-	-	-	-
Ending Fund Balance - Unassigned	1,492,114	52,715,060	92,604,821	128,628,369	129,952,153
Total Appropriations	\$28,218,728	\$59,225,060	\$95,854,821	\$129,878,369	\$129,952,153

**STORMWATER CAPITAL FUND SUMMARY for
FY 2022-2023 thru FY 2026-2027**

	<u>FY 2023</u>	<u>FY 2024</u>	<u>FY 2025</u>	<u>FY 2026</u>	<u>FY 2027</u>
<u>Revenues</u>					
Second Local Option Gas Tax	\$ 87,529	\$ 75,000	\$ 75,000	\$ 75,000	\$ 75,000
Interest	2,000	2,000	2,000	2,000	2,000
FMV Unrealized/Realized	-	-	-	-	-
Transfers In from General Fund	-	-	-	-	-
Grant	-	-	-	-	-
Reappropriated Fund Balance	764,895	754,424	831,424	908,424	985,424
Total Revenue	\$ 854,424	\$ 831,424	\$ 908,424	\$ 985,424	\$ 1,062,424
<u>Appropriations</u>					
172nd Street Drainage	\$ -	\$ -	\$ -	\$ -	\$ -
174th Street Drainage	-	-	-	-	-
Central Island Drainage	100,000				
Golden Shores Drainage Repairs & Utility Undergrounding	-	-	-	-	-
Golden Shores Stormwater Pump Station	-	-	-	-	-
Estimated Project Carryovers from PY	-	-	-	-	-
Ending Fund Balance	754,424	831,424	908,424	985,424	1,062,424
Total Appropriations	\$ 854,424	\$ 831,424	\$ 908,424	\$ 985,424	\$ 1,062,424

**FORFEITURE FUNDS SUMMARY for
FY 2022-2023 thru FY 2026-2027**


	FY 2023	FY 2024	FY 2025	FY 2026	FY 2027
<u>Revenues</u>					
Reappropriated Fund Balance	\$ 1,595,364	\$ -	\$ -	\$ -	\$ -
Total Revenue	\$ 1,595,364	\$ -	\$ -	\$ -	\$ -
<u>Appropriations</u>					
City Wide Automatic License Plate Reader	\$ -	\$ -	\$ -	\$ -	\$ -
City Wide Security	-	-	-	-	-
Estimated Project Carryovers	1,595,364	-	-	-	-
Reserves for Fund Balance	-	-	-	-	-
Total Appropriations	\$ 1,595,364	\$ -	\$ -	\$ -	\$ -

172ND STREET STREETScape AND DRAINAGE

LOCATION:	172nd Street
STATUS:	Continuing Project (82002)
PRIORITY:	High

DESCRIPTION/JUSTIFICATION

About 5 years ago, the City restored the drain line along 172nd Street, and more recently added 2 new wells to the system. More stormwater flooding retention needs to be constructed. This work will include raising a section of the road and possible installation of small stormwater pumping system.



300-5-5410-465000-82002

FUNDING SOURCES:		FY23	FY24	FY25	FY26	FY27	TOTAL	PROJECT ESTIMATED	
Stormwater Cap Fund							0	Start Date	Completion Date
Street Fund							0		
Capital Fund		1,300,000					1,300,000	7/2016	9/2023
TOTAL		\$1,300,000	\$0	\$0	\$0	\$0	\$1,300,000		

PROJECT COMPONENTS:	FY23	FY24	FY25	FY26	FY27	TOTAL	FY22 Budget	Expenditure Through 9/30/21
Plans and Studies	100,000					\$100,000		
Construction	1,200,000					\$1,200,000	71,300	1,388,218
Equipment						\$0		
Other						\$0		
TOTAL	\$1,300,000	\$0	\$0	\$0	\$0	\$1,300,000	\$71,300	\$1,388,218

PROJECT TOTAL \$2,759,518

ANNUAL OPERATING IMPACT							Five Year Total	OTHER:
DESCRIPTION:	FY23	FY24	FY25	FY26	FY27		Account Numbers:	
Personnel						\$0		
Operating						\$0		
Capital Outlay						\$0		
TOTAL	\$0	\$0	\$0	\$0	\$0	\$0		

BEACH EROSION MITIGATION AND STORMWATER RETENTION STRATEGIES

LOCATION:	Beaches and Retention Areas - Citywide
STATUS:	Continuing Project (99006)
PRIORITY:	Medium

DESCRIPTION/JUSTIFICATION

Options for both short term, hot spot beach renourishment projects and long term erosion mitigation are currently being evaluated as well as the possibility of cost sharing with County, State and/or Federal agencies. The City has implemented a shoreline monitoring program, as well as considering future mitigation strategies to maintain the long term health of our beach. Funds have been added to this project with the hope that in the future, we can get approval to place a structure under the pier and possibly at the southern border of the City to mitigate the effects of the sand erosion occurring south of the pier as well as the restoration of the submerged breakwater structures at the north end of the City, if necessary. This project will also include cleaning out cement in stormwater retention basins.

300-6-5720-465000-99006



FUNDING SOURCES:		FY23	FY24	FY25	FY26	FY27	TOTAL	PROJECT ESTIMATED	
Capital Projects Fund			1,000,000	1,000,000	1,000,000		3,000,000		
							0		
							0	Start Date	Completion Date
TOTAL		\$0	\$1,000,000	\$1,000,000	\$1,000,000	\$0	\$3,000,000	Ongoing	Ongoing

PROJECT COMPONENTS:	FY23	FY24	FY25	FY26	FY27	Five Year Total	FY22 Budget	Expenditure Through 9/30/21
Plans and Studies						\$0	893,943	141,057
Construction		1,000,000	1,000,000	1,000,000		\$3,000,000		
Equipment						\$0		
Other						\$0		
TOTAL	\$0	\$1,000,000	\$1,000,000	\$1,000,000	\$0	\$3,000,000	\$893,943	\$141,057

PROJECT TOTAL \$4,035,000

ANNUAL OPERATING IMPACT							OTHER:
DESCRIPTION:	FY23	FY24	FY25	FY26	FY27	Five Year Total	Account Numbers:
Personnel							
Operating							
Capital Outlay						\$0	
TOTAL	\$0	\$0	\$0	\$0	\$0	\$0	

BELLA VISTA BAY PARK

LOCATION:	500 Sunny Isles Boulevard
STATUS:	Continuing Project (10001)
PRIORITY:	Medium-High

DESCRIPTION/JUSTIFICATION
 Completed design plans include public bathrooms, a concession area and a decking and landscaping system that will provide for ecological education and an opportunity to pursue water sports. Also includes funding for seawall design and installation, and mangrove mitigation. Dock repairs from Hurricane Irma damage is included under this project and will be partially reimbursed by FEMA. We are also anticipating this dock to accommodate marine patrol lifts, a boat station and office for the marine patrol. Once the parks and recreation master plan is completed, potential ideas include a walking path, benches, kiosk, non-motorized water sports and a water taxi at some point in the future.

300-6-5720-465000-10001



FUNDING SOURCES:	FY23	FY24	FY25	FY26	FY27	TOTAL	PROJECT ESTIMATED	
Capital Projects Fund	500,000	500,000				1,000,000		
						0		
						0	Start Date	Completion Date
TOTAL	\$500,000	\$500,000	\$0	\$0	\$0	\$1,000,000	1/2020	9/2024

PROJECT COMPONENTS:	FY23	FY24	FY25	FY26	FY27	Five Year Total	FY22 Budget	Expenditure Through 9/30/21
Plans and Studies						\$0	100,000	33,016
Construction	500,000	500,000				\$1,000,000	283,145	218,861
Equipment						\$0		
Other						\$0		
TOTAL	\$500,000	\$500,000	\$0	\$0	\$0	\$1,000,000	\$383,145	\$251,877

PROJECT TOTAL \$1,635,022

ANNUAL OPERATING IMPACT							OTHER:	
DESCRIPTION:	FY23	FY24	FY25	FY26	FY27	Five Year Total	Account Numbers:	
Personnel						\$0		
Operating						\$0		
Capital Outlay						\$0		
TOTAL	\$0	\$0	\$0	\$0	\$0	\$0		

CENTRAL ISLAND DRAINAGE IMPROVEMENTS (FORMERLY CITYWIDE DRAINAGE WELLS)

LOCATION:	City Wide
STATUS:	Continuing Project (83003)
PRIORITY:	Medium


DESCRIPTION/JUSTIFICATION

This project includes improvements to the drainage system to minimize the amount of flooding for the areas north of 174th street to 183rd street and Atlantic Avenue to North Bay Road. This project will also include a stormwater pumping system.



This work was funded in part through a grant agreement from the Florida Department of Environmental Protection's Office of Resilience and Coastal Protection Resilient Florida Program. The views, statements, findings, conclusions, and recommendations expressed herein are those of the author(s) and do not necessarily reflect the views of the State of Florida or any of its subagencies.

300-5-5410-465000-83003 (NEW ACCT) (former project # was 99011)



FUNDING SOURCES:	FY23	FY24	FY25	FY26	FY27	TOTAL	PROJECT ESTIMATED	
Capital Fund	50,000					50,000		
Stormwater Capital Fund	100,000					100,000		
Resilient Grant	2,000,000							
ARPA Grant	900,000					900,000	Start Date	Completion Date
TOTAL	\$3,050,000	\$0	\$0	\$0	\$0	\$1,050,000	10/2020	9/2024

PROJECT COMPONENTS:	FY23	FY24	FY25	FY26	FY27	Five Year Total	FY22 Budget	Expenditure Through 9/30/21
Plans and Studies						\$0		
Construction	3,050,000	0				\$3,050,000	2,911,431	38,569
Equipment						\$0		
Other						\$0		
TOTAL	\$3,050,000	\$0	\$0	\$0	\$0	\$3,050,000	\$2,911,431	\$38,569

PROJECT TOTAL \$6,000,000

ANNUAL OPERATING IMPACT							OTHER:	
DESCRIPTION:	FY23	FY24	FY25	FY26	FY27	Five Year Total	Account Numbers:	
Personnel						\$0		
Operating						\$0		
Capital Outlay						\$0		
TOTAL	\$0	\$0	\$0	\$0	\$0	\$0		

CITY WIDE AUTOMATIC LICENSE PLATE READER

LOCATION:	City Wide
STATUS:	Continuing Project (99504)
PRIORITY:	High

DESCRIPTION/JUSTIFICATION
 The purpose of the automatic license plate reader (LPR) project is to enhance the safety of the community by utilizing technology. The LPR project will deploy license plate readers to strategic locations throughout the city. The license plate readers will provide alerts to officers when vehicles traveling into the city have been flagged by a law enforcement database as wanted. These wanted vehicles pictures will be disseminated to officers so they can locate the vehicle and take enforcement action when necessary. Additionally, the LPR system will generate leads for investigators by allowing them to research historical records for vehicles traversing the city. Phase I was completed and the goal of positioning license plate readers at every entrance and exit to the City of Sunny Isles Beach. We have completed Phase II, placing LPRs at the three entranceways to the Golden Shores neighborhood. Phase III is currently underway and the goal is to place LPRs on 174th Street - Winston Towers complex. Future phases will include public streets abutting Collins Avenue throughout the city.

600-3-5210-464103-99504



FUNDING SOURCES	FY23	FY24	FY25	FY26	FY27	TOTAL	PROJECT ESTIMATED	
Forfeiture Fund						0	Start Date	Completion Date
						0		
						0		
TOTAL	\$0	\$0	\$0	\$0	\$0	\$0	6/2019	9/2023

PROJECT COMPONENTS:	FY23	FY24	FY25	FY26	FY27	Five Year Total	FY22 Budget	Expenditure Through 9/30/21
Plans and Studies						\$0		
Construction						\$0		
Equipment						\$0	218,113	397,928
Other						\$0		
TOTAL	\$0	\$0	\$0	\$0	\$0	\$0	\$218,113	\$397,928

PROJECT TOTAL \$616,041

ANNUAL OPERATING IMPACT							OTHER:	
DESCRIPTION:	FY23	FY24	FY25	FY26	FY27	Five Year Total	Account Numbers:	
Personnel						\$0		
Operating						\$0		
Capital Outlay						\$0		
TOTAL	\$0	\$0	\$0	\$0	\$0	\$0		

CITY WIDE FIBER OPTICS CONNECTIVITY

LOCATION:	City Wide
STATUS:	Continuing Project (99010)
PRIORITY:	High

DESCRIPTION/JUSTIFICATION

The City Wide Fiber Optic Installation project will provide connectivity to all remote city sites and parks. This will improve the bandwidth and reliability compared to the current wireless infrastructure and will provide for better business continuity planning. These improvements will give the City the opportunity to improve the services provided to the residents. The City recently completed the design for 26,500 feet of fiber network and will be issuing an RFP for the deployment of this fiber.

300-5-5390-465000-99010



FUNDING SOURCES:	FY23	FY24	FY25	FY26	FY27	TOTAL	PROJECT ESTIMATED	
Forfeiture Fund						0	Start Date	Completion Date
Capital Projects Fund						0		
						0		
TOTAL	\$0	\$0	\$0	\$0	\$0	\$0	10/2019	9/2023

PROJECT COMPONENTS:	FY23	FY24	FY25	FY26	FY27	Five Year Total	FY22 Budget	Expenditure Through 9/30/21
Plans and Studies						\$0		
Construction						\$0		
Equipment						\$0	470,477	29,523
Other						\$0		
TOTAL	\$0	\$0	\$0	\$0	\$0	\$0	\$470,477	\$29,523

PROJECT TOTAL \$500,000

ANNUAL OPERATING IMPACT							OTHER:
DESCRIPTION:	FY23	FY24	FY25	FY26	FY27	Five Year Total	Account Numbers:
Personnel						\$0	
Operating						\$0	
Capital Outlay						\$0	
TOTAL	\$0	\$0	\$0	\$0	\$0	\$0	

CITY WIDE LANDSCAPE & DECORATIVE LIGHTING

LOCATION:	City Wide
STATUS:	Continuing Project (80003)
PRIORITY:	Medium



DESCRIPTION/JUSTIFICATION

This project includes upgrade and replacement of landscape and streetscape lighting features. Some work will be done in coordination with the Citywide Streetscape Plan and therefore the duration will be extended to accommodate that schedule.

300-5-5410-465000-80003

FUNDING SOURCES:	FY23	FY24	FY25	FY26	FY27	TOTAL	PROJECT ESTIMATED	
Capital Fund						0	Start Date	Completion Date
						0		
						0		
TOTAL	\$0	\$0	\$0	\$0	\$0	\$0	10/2014	9/2023

PROJECT COMPONENTS:	FY23	FY24	FY25	FY26	FY27	Five Year Total	FY22 Budget	Expenditure Through 9/30/21
Plans and Studies						\$0		
Construction						\$0	184,416	15,584
Equipment						\$0		
Other						\$0		
TOTAL	\$0	\$0	\$0	\$0	\$0	\$0	\$184,416	\$15,584

PROJECT TOTAL \$200,000

ANNUAL OPERATING IMPACT							OTHER:	
DESCRIPTION:	FY23	FY24	FY25	FY26	FY27	Five Year Total	Account Numbers:	
Personnel						\$0		
Operating						\$0		
Capital Outlay						\$0		
TOTAL	\$0	\$0	\$0	\$0	\$0	\$0		

CITY WIDE PARKS IMPROVEMENTS

LOCATION:	City Wide
STATUS:	New Project (99XXX)
PRIORITY:	Medium

DESCRIPTION/JUSTIFICATION

This project is pending the completion of a parks and recreation master plan to determine the improvements needed at the various parks throughout the city.



300-6-5720-465000-99XXX (NEW ACCT)

FUNDING SOURCES:	FY23	FY24	FY25	FY26	FY27	TOTAL	PROJECT ESTIMATED	
Capital Fund						0	Start Date	Completion Date
						0		
						0		
TOTAL	\$0	\$0	\$0	\$0	\$0	\$0	TBD	TBD

PROJECT COMPONENTS:	FY23	FY24	FY25	FY26	FY27	Five Year Total	FY22 Budget	Expenditure Through 9/30/21
Plans and Studies						\$0		
Construction						\$0		
Equipment						\$0		
Other						\$0		
TOTAL	\$0	\$0	\$0	\$0	\$0	\$0	\$0	\$0

PROJECT TOTAL \$0

ANNUAL OPERATING IMPACT							
DESCRIPTION:	FY23	FY24	FY25	FY26	FY27	Five Year Total	OTHER:
Personnel						\$0	Account Numbers:
Operating						\$0	
Capital Outlay						\$0	
TOTAL	\$0	\$0	\$0	\$0	\$0	\$0	

CITY WIDE SECURITY

LOCATION:	City Wide
STATUS:	Continuing Project (99504)
PRIORITY:	Medium

DESCRIPTION/JUSTIFICATION

The City Wide Security Project consists of various phases of camera installations in City owned parks and facilities. The first two phases of the project are complete and fully operational. An evaluation is currently underway for the Phase I cameras completed in FY 2014-2015 which are nearing their end-of-life cycle. Currently we are in the process of updating the video management software to a more robust future proof solution. It will allow for the addition of analytics at certain locations which will enhance public safety. Phase III of the project will add cameras at existing locations as well as expand the project to include the Emergency Pedestrian Bridge located between 172nd St. and 174th St. and other locations where they are needed to include beach accesses.

600-3-5210-464102-99504



FUNDING SOURCES:	FY23	FY24	FY25	FY26	FY27	TOTAL	PROJECT ESTIMATED	
Forfeiture Fund						0		
						0		
						0	Start Date	Completion Date
TOTAL	\$0	\$0	\$0	\$0	\$0	\$0	10/2014	9/2023

PROJECT COMPONENTS:	FY23	FY24	FY25	FY26	FY27	Five Year Total	FY22 Budget	Expenditure Through 9/30/21
Plans and Studies						\$0		
Construction						\$0		
Equipment						\$0	1,142,012	2,386,363
Other						\$0		
TOTAL	\$0	\$0	\$0	\$0	\$0	\$0	\$1,142,012	\$2,386,363

PROJECT TOTAL \$3,528,375

ANNUAL OPERATING IMPACT							OTHER:
DESCRIPTION:	FY23	FY24	FY25	FY26	FY27	Five Year Total	Account Numbers:
Personnel						\$0	
Operating						\$0	
Capital Outlay						\$0	
TOTAL	\$0	\$0	\$0	\$0	\$0	\$0	


COLLINS AVENUE STREETScape / SIDEWALK IMPROVEMENTS

LOCATION:	Collins Avenue (N-S)
STATUS:	New Project (80001)
PRIORITY:	High

DESCRIPTION/JUSTIFICATION

The proposed sidewalk improvement includes the removal of the concrete sidewalks on the east side of Collins Avenue and replacing the surface with decorative concrete pavers similar to those placed on the sidewalk on the west side of Collins Avenue. In addition to the paver installation, all ADA ramps, drainage structure tops, and mast arm bases remaining, will be painted with colors similar to the pavers. This project is to improve the aesthetics of the Collins Avenue corridor for residents and visitors.

300-5-5410-465000-80001



FUNDING SOURCES:	FY23	FY24	FY25	FY26	FY27	TOTAL	PROJECT ESTIMATED	
Capital Projects Fund	500,000					500,000	Start Date	Completion Date
						0		
						0		
TOTAL	\$500,000	\$0	\$0	\$0	\$0	\$500,000	11/2019	9/2023

PROJECT COMPONENTS:	FY23	FY24	FY25	FY26	FY27	Five Year Total	FY22 Budget	Expenditure Through 9/30/21
Plans and Studies						\$0		
Construction	500,000					\$500,000	750,000	0
Equipment						\$0		
Other						\$0		
TOTAL	\$500,000	\$0	\$0	\$0	\$0	\$500,000	\$750,000	\$0

PROJECT TOTAL \$1,250,000

ANNUAL OPERATING IMPACT							OTHER:	
DESCRIPTION:	FY23	FY24	FY25	FY26	FY27	Five Year Total	Account Numbers:	
Personnel						\$0		
Operating						\$0		
Capital Outlay						\$0		
TOTAL	\$0	\$0	\$0	\$0	\$0	\$0		

COLLINS AVENUE PEDESTRIAN IMPROVEMENTS @ 174TH STREET

LOCATION:	Collins Avenue @ 174th Street
STATUS:	New Project (80006)
PRIORITY:	High



DESCRIPTION/JUSTIFICATION

174th street is one of the busiest intersections in the City. It has been identified by the Mobility and Pedestrian Safety Advisory Committee as a priority to improving pedestrian safety in our city. Alternatives to a multi-million dollar bridge are currently being studied. Carryover funding in this project remain to design, permit and construct those improvements. This lengthy process will require permit approval from local and state agencies.

300-5-5410-465000-80006

FUNDING SOURCES:	FY23	FY24	FY25	FY26	FY27	TOTAL	PROJECT ESTIMATED	
Capital Fund						0	Start Date	Completion Date
Grant						0		
						0	12/2019	9/2024
TOTAL	\$0	\$0	\$0	\$0	\$0	\$0		

PROJECT COMPONENTS:	FY23	FY24	FY25	FY26	FY27	Five Year Total	FY22 Budget	Expenditure Through 9/30/21
Plans and Studies						\$0	\$3,806,522	1,168,478
Construction						\$0		
Equipment						\$0		
Other						\$0	100,000	
TOTAL	\$0	\$0	\$0	\$0	\$0	\$0	\$3,906,522	\$1,168,478

PROJECT TOTAL \$5,075,000

ANNUAL OPERATING IMPACT							OTHER:
DESCRIPTION:	FY23	FY24	FY25	FY26	FY27	Five Year Total	Account Numbers:
Personnel			10,000	10,000	10,000	\$30,000	
Operating			10,000	10,000	10,000	\$30,000	
Capital Outlay						\$0	
TOTAL	\$0	\$0	\$20,000	\$20,000	\$20,000	\$60,000	

GATEWAY PARK CENTER AND PEDESTRIAN BRIDGE

LOCATION:	151, 215, 287 Sunny Isles Boulevard
STATUS:	Continuing Project (15001/15002)
PRIORITY:	High

DESCRIPTION/JUSTIFICATION

Additional budget was added to the Gateway Center project in FY20 to fund the buildout of the facility space to include a grand ballroom, social gathering space, classrooms and a catering kitchen. This project has been completed other than the sizing and installation of the generator system.



300-6-5720-4650XX-15001/15002 (PY 320/350-6-5720-4650XX-15001)

FUNDING SOURCES:	FY23	FY24	FY25	FY26	FY27	TOTAL	PROJECT ESTIMATED	
Capital Projects Fund						0		
DCA Cap Proj Grant						0		
						0	Start Date	Completion Date
TOTAL	\$0	\$0	\$0	\$0	\$0	\$0	5/2012	9/2022

PROJECT COMPONENTS:	FY23	FY24	FY25	FY26	FY27	Five Year Total	FY22 Budget	Expenditure Through 9/30/21
Plans and Studies						\$0		
Construction						\$0	803,076	30,921,053
Equipment						\$0	250,000	
Project Management						\$0		
TOTAL	\$0	\$0	\$0	\$0	\$0	\$0	\$1,053,076	\$30,921,053

PROJECT TOTAL \$31,974,129

ANNUAL OPERATING IMPACT							OTHER:
DESCRIPTION:	FY23	FY24	FY25	FY26	FY27	Five Year Total	Account Numbers:
Personnel	596,941	614,849	633,295	652,294	671,862	\$3,169,241	
Operating	198,450	208,373	218,792	229,731	241,218	\$1,096,564	001-6-5720-XXXXXX-XXXXX
Capital Outlay	0	0	0	0	0	\$0	
TOTAL	\$795,391	\$823,222	\$852,087	\$882,025	\$913,080	\$4,265,804	

GOLDEN SHORES DRAINAGE REPAIRS & UTILITY UNDERGROUNDING

LOCATION:	Golden Shores
STATUS:	Continuing Project (20003)
PRIORITY:	High

DESCRIPTION/JUSTIFICATION

Through the City's on-going Stormwater Management System preventive maintenance program, necessary system repairs have been identified in the Golden Shores neighborhood. The proposed project will consist of an analysis of the drainage for any necessary improvements and upgrades, review of other underground utilities for necessary improvements to sewer, gas and potable water, and the undergrounding of utilities. Additional improvements planned include updated street lights and roadway reconstruction with an entranceway streetscape that includes sidewalk and curb connecting Collins Avenue to Atlantic Blvd. Pavement, striping and landscaping/sod disturbed during the repairs and undergrounding will also need to be replaced as part of this project. There is a proposed special assessment to the residents of \$360,000 for these improvements.

300/450-5-5410-465000-20003



FUNDING SOURCES:	FY23	FY24	FY25	FY26	FY27	TOTAL	PROJECT ESTIMATED	
Stormwater Cap Fund						0	Start Date	Completion Date
Street Fund						0	8/2019	TBD
Capital Fund		3,360,000				3,360,000		
TOTAL	\$0	\$3,360,000	\$0	\$0	\$0	\$3,360,000		

PROJECT COMPONENTS:	FY23	FY24	FY25	FY26	FY27	Five Year Total	FY22 Budget	Expenditure Through 9/30/21
Plans and Studies						\$0	\$2,632,448	1,967,552
Construction		3,360,000				\$3,360,000		
Equipment						\$0		
Other						\$0		
TOTAL	\$0	\$3,360,000	\$0	\$0	\$0	\$3,360,000	\$2,632,448	\$1,967,552

PROJECT TOTAL \$7,960,000

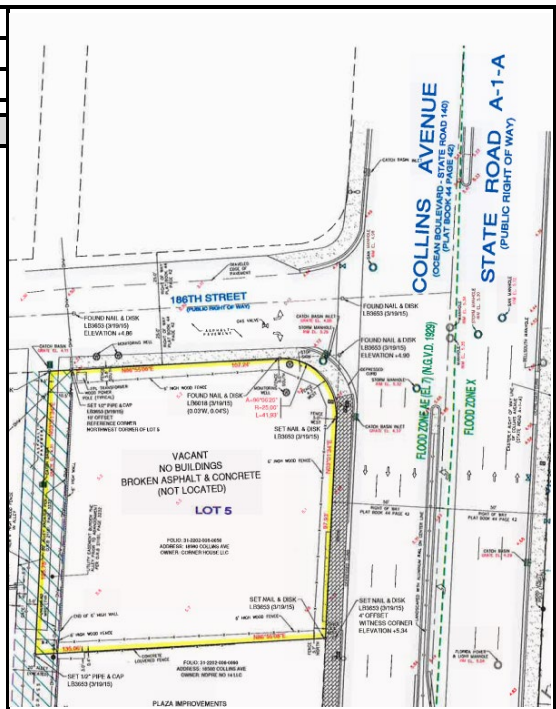
ANNUAL OPERATING IMPACT							OTHER:
DESCRIPTION:	FY23	FY24	FY25	FY26	FY27	Five Year Total	Account Numbers:
Personnel						\$0	
Operating						\$0	
Capital Outlay						\$0	
TOTAL	\$0	\$0	\$0	\$0	\$0	\$0	

GOLDEN SHORES ENTRANCEWAY PARK
(Former Turnberry Site Renovation)

LOCATION:	Golden Shores/186th Street/18590 Collins Ave
STATUS:	New Project (20004)
PRIORITY:	Low

DESCRIPTION/JUSTIFICATION

The newly acquired pieces of land to be converted into a public park will be used throughout the utility undergrounding project as part of the staging area. Ultimately, it will be combined with other abutting park land acquired by the City. Future design to begin in Fiscal Year 2024.



300-6-5720-465000-20004 (NEW ACCT)

FUNDING SOURCES:	FY23	FY24	FY25	FY26	FY27	TOTAL	PROJECT ESTIMATED	
Capital Fund	150,000	100,000				250,000		
						0		
						0	Start Date	Completion Date
TOTAL	\$150,000	\$100,000	\$0	\$0	\$0	\$250,000	TBD	TBD

PROJECT COMPONENTS:	FY23	FY24	FY25	FY26	FY27	Five Year Total	FY22 Budget	Expenditure Through 9/30/21
Plans and Studies						\$0		
Construction	150,000	100,000				\$250,000	0	0
Equipment						\$0		
Other						\$0		
TOTAL	\$150,000	\$100,000	\$0	\$0	\$0	\$250,000	\$0	\$0

PROJECT TOTAL \$250,000

ANNUAL OPERATING IMPACT							Five Year Total	OTHER: Account Numbers:
DESCRIPTION:	FY23	FY24	FY25	FY26	FY27			
Personnel						\$0		
Operating						\$0		
Capital Outlay						\$0		
TOTAL	\$0	\$0	\$0	\$0	\$0	\$0		

GOLDEN SHORES STORMWATER PUMP STATION

LOCATION:	Golden Shores
STATUS:	New Project (20004)
PRIORITY:	Low

DESCRIPTION/JUSTIFICATION
 Due to the COVID-19 pandemic, and in order to hold the line on expenditures, we upgraded all mechanical and electrical systems of the pump station and purchased four portable pumps in the event of an emergency instead of a complete rebuild of the pump station.

300-5-5410/450-5-5380-465000-20004



FUNDING SOURCES:		FY23	FY24	FY25	FY26	FY27	TOTAL	PROJECT ESTIMATED	
Stormwater Cap Fund							0	Start Date	Completion Date
Street Fund							0		
Capital Fund		100,000					100,000	8/2019	TBD
TOTAL		\$100,000	\$0	\$0	\$0	\$0	\$100,000		

PROJECT COMPONENTS:	FY23	FY24	FY25	FY26	FY27	Five Year Total	FY22 Budget	Expenditure Through 9/30/21
Plans and Studies						\$0	\$681,356	368,644
Construction	100,000					\$100,000	500,000	0
Equipment						\$0		
Other						\$0		
TOTAL	\$100,000	\$0	\$0	\$0	\$0	\$100,000	\$1,181,356	\$368,644

PROJECT TOTAL \$1,650,000

ANNUAL OPERATING IMPACT							OTHER:
DESCRIPTION:	FY23	FY24	FY25	FY26	FY27	Five Year Total	Account Numbers:
Personnel						\$0	
Operating						\$0	
Capital Outlay						\$0	
TOTAL	\$0	\$0	\$0	\$0	\$0	\$0	

GOVERNMENT CENTER PROJECTS

LOCATION:	18070 Collins Avenue
STATUS:	Continuing Project (30001)
PRIORITY:	Medium-High



DESCRIPTION/JUSTIFICATION
 Included for 2020-2021, utilized carryover funds from prior years, starting with to replace and improve the Government Center first floor reception area to provide security for staff and a more functional workspace, and flood doors to protect mechanical, and electrical and generator rooms from storm surge. The security study was completed and subsequent planning of a comprehensive upgrade of certain areas for security purposes has begun. The third floor public reception area was upgraded with bullet proof windows for security purposes. Additional upgrades, in addition to the security recommendations, include adding solar panels to the parking decks to reduce electricity costs.

300-5-5390-465000-30001/2/3

FUNDING SOURCES:	FY23	FY24	FY25	FY26	FY27	TOTAL	PROJECT ESTIMATED	
Capital Projects Fund						0	Start Date	Completion Date
Forfeiture Fund						0		
						0		
TOTAL	\$0	\$0	\$0	\$0	\$0	\$0	5/2015	TBD


PROJECT COMPONENTS:	FY23	FY24	FY25	FY26	FY27	Five Year Total	FY22 Budget	Expenditure Through 9/30/21
Plans and Studies						\$0		
Construction						\$0	1,539,823	2,460,177
Equipment						\$0		
Other						\$0		
TOTAL	\$0	\$0	\$0	\$0	\$0	\$0	\$1,539,823	\$2,460,177

PROJECT TOTAL \$4,000,000

ANNUAL OPERATING IMPACT							Five Year Total	OTHER:
DESCRIPTION:	FY23	FY24	FY25	FY26	FY27		Account Numbers:	
Personnel						\$0		
Operating						\$0		
Capital Outlay						\$0		
TOTAL	\$0	\$0	\$0	\$0	\$0	\$0		

GWEN MARGOLIS PARK UPGRADES

LOCATION:	17815 North Bay Road
STATUS:	Continuing Project (25001)
PRIORITY:	Medium



DESCRIPTION/JUSTIFICATION
 This is an ongoing project which has included the replacement of the natural turf playfield with an artificial surface, installation of minimal area lighting, new gates, new netting for the fields, an upgrade to the public restroom for ADA compliance, and aesthetic and functional improvements. Additionally, new safety surfacing will be installed in the playground, the perimeter fence will be replaced, concrete filler will be added between the concrete curb and the fence and additional lighting for safe use of the soccer field at night will be installed with the remaining funds.

300-6-5720-465000-25001

FUNDING SOURCES:	FY23	FY24	FY25	FY26	FY27	TOTAL	PROJECT ESTIMATED	
Capital Projects Fund						0	Start Date	Completion Date
						0		
						0		
TOTAL	\$0	\$0	\$0	\$0	\$0	\$0	12/2012	9/2023

PROJECT COMPONENTS:	FY23	FY24	FY25	FY26	FY27	Five Year Total	FY22 Budget	Expenditure Through 9/30/21
Plans and Studies						\$0		
Construction						\$0	357,073	607,927
Equipment						\$0		
Other						\$0		
TOTAL	\$0	\$0	\$0	\$0	\$0	\$0	\$357,073	\$607,927

PROJECT TOTAL \$965,000

ANNUAL OPERATING IMPACT							OTHER:
DESCRIPTION:	FY23	FY24	FY25	FY26	FY27	Five Year Total	Account Numbers:
Personnel						\$0	
Operating	(27,600)	(27,600)	(27,600)	(27,600)	(27,600)	(\$138,000)	001-6-5720-XXXXX-XXXXXX
Capital Outlay						\$0	
TOTAL	(27,600)	(27,600)	(27,600)	(27,600)	(27,600)	(\$138,000)	

HERITAGE PARK AND PARKING GARAGE IMPROVEMENTS

LOCATION:	19200 Collins Avenue
STATUS:	Continuing Project (35001)
PRIORITY:	High



DESCRIPTION/JUSTIFICATION
 The project included a complete replacement of the playground safety surface, modifications to the existing drainage system, the repair of stucco delamination and water intrusion, and an electronic billboard to highlight the park and surrounding area. Additional work related to garage screens and a stage shade cover shall be part of the ongoing improvements needed for the garage and park. Additional funding for the creation of a dedicated space for special needs children as well as enhanced active recreational opportunities are in the planning stages.

300-6-5720-465000-35001/35002

FUNDING SOURCES:	FY23	FY24	FY25	FY26	FY27	TOTAL	PROJECT ESTIMATED	
Capital Projects Fund		1,000,000				1,000,000		
						0		
						0	Start Date	Completion Date
TOTAL	\$0	\$1,000,000	\$0	\$0	\$0	\$1,000,000	9/2011	TBD

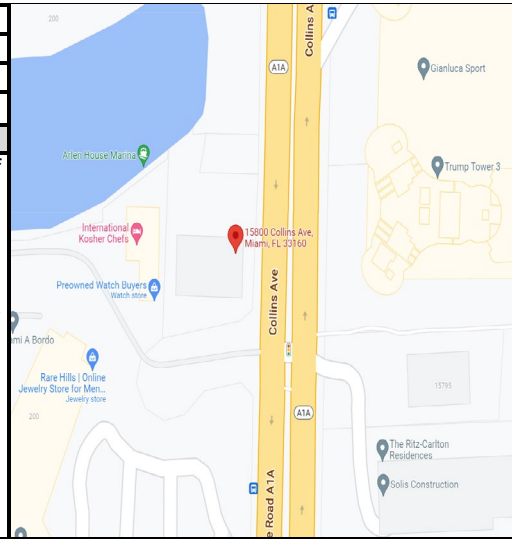
PROJECT COMPONENTS:	FY23	FY24	FY25	FY26	FY27	Five Year Total	FY22 Budget	Expenditure Through 9/30/21
Plans and Studies		200,000				\$200,000		
Construction		800,000				\$800,000	1,011,621	696,841
Equipment						\$0		
Other						\$0		
TOTAL	\$0	\$1,000,000	\$0	\$0	\$0	\$1,000,000	\$1,011,621	\$696,841

PROJECT TOTAL \$2,708,462

ANNUAL OPERATING IMPACT							
DESCRIPTION:	FY23	FY24	FY25	FY26	FY27	Five Year Total	OTHER:
Personnel						\$0	Account Numbers:
Operating						\$0	
Capital Outlay						\$0	
TOTAL	\$0	\$0	\$0	\$0	\$0	\$0	

INTRACOASTAL PARK COURTSPTS COMPLEX

LOCATION:	15800 Collins Avenue
STATUS:	New Project (40005)
PRIORITY:	High



DESCRIPTION/JUSTIFICATION

This City owned .63 acre parcel of land, located at the northwest corner of 158 Street and Collins Avenue is planned to be an extension of the Intracoastal Park system. With a playground at Intracoastal Park South, there has been a demand for restrooms for those users. Additionally, there have been requests for active recreation in the form of tennis, pickle ball and basketball. This project includes the design and construction of a few multi-use courts for these activities as well as a small building for restrooms, storage and a staff person along with a small parking lot. It is planned to be a resident only park to serve our entire community.

300-6-5720-465000-40005

FUNDING SOURCES:	FY23	FY24	FY25	FY26	FY27	TOTAL	PROJECT ESTIMATED	
Capital Projects Fund	810,000					810,000		
						0		
						0	Start Date	Completion Date
TOTAL	\$810,000	\$0	\$0	\$0	\$0	\$810,000	10/2022	9/2023


PROJECT COMPONENTS:	FY23	FY24	FY25	FY26	FY27	TOTAL	FY22 Budget	Expenditure Through 9/30/21
Plans and Studies	140,000					\$140,000		
Construction	650,000					\$650,000	0	0
Equipment	20,000					\$20,000		
Other						\$0		
TOTAL	\$810,000	\$0	\$0	\$0	\$0	\$810,000	\$0	\$0

PROJECT TOTAL \$810,000

ANNUAL OPERATING IMPACT								
DESCRIPTION:	FY23	FY24	FY25	FY26	FY27	Five Year Total	OTHER:	
Personnel						\$0	Account Numbers:	
Operating	78,000	80,300	82,700	95,200	98,050	\$434,250		
Capital Outlay						\$0		
TOTAL	\$78,000	\$80,300	\$82,700	\$95,200	\$98,050	\$434,250		

INTRACOASTAL PARK IMPROVEMENTS

LOCATION:	Intracoastal Park
STATUS:	Continuing Project (40004)
PRIORITY:	Low



DESCRIPTION/JUSTIFICATION
 The original dock at Intracoastal Park was destroyed due to the seawall collapse in 2014. A new dock will need to be built in its place. This project will include design, permitting, and construction of a new dock to create an observation deck at this park as well as other improvements, such as a sports complex, that will be evaluated as part of the parks and recreation master plan.

300-6-5720-465000-40004

FUNDING SOURCES:	FY23	FY24	FY25	FY26	FY27	TOTAL	PROJECT ESTIMATED	
Capital Projects Fund						0	Start Date	Completion Date
						0		
						0		
TOTAL	\$0	\$0	\$0	\$0	\$0	\$0	TBD	TBD

PROJECT COMPONENTS:	FY23	FY24	FY25	FY26	FY27	Five Year Total	FY22 Budget	Expenditure Through 9/30/21
Plans and Studies						\$0	\$100,000	0
Construction						\$0	300,000	0
Equipment						\$0		
Other						\$0		
TOTAL	\$0	\$0	\$0	\$0	\$0	\$0	\$400,000	\$0

PROJECT TOTAL \$400,000

ANNUAL OPERATING IMPACT							OTHER:
DESCRIPTION:	FY23	FY24	FY25	FY26	FY27	Five Year Total	Account Numbers:
Personnel							
Operating			10,000	10,000	10,000	\$30,000	
Capital Outlay						\$0	
TOTAL	\$0	\$0	\$10,000	\$10,000	\$10,000	\$30,000	

NEWPORT PIER IMPROVEMENTS

LOCATION:	Newport Pier
STATUS:	Continuing Project (50001)
PRIORITY:	Medium

DESCRIPTION/JUSTIFICATION

Planning to install shade covers along the viewing areas and a hut for access to the fishing area as well as potable water improvements and the addition of a gate. There is also consideration for a public/private partnership with Newport.



300-6-5720-465000-50001

FUNDING SOURCES:	FY23	FY24	FY25	FY26	FY27	TOTAL	PROJECT ESTIMATED	
Capital Projects Fund	250,000	250,000				500,000		
						0		
						0	Start Date	Completion Date
TOTAL	\$250,000	\$250,000	\$0	\$0	\$0	\$500,000	5/2016	9/2024

PROJECT COMPONENTS:	FY23	FY24	FY25	FY26	FY27	Five Year Total	FY22 Budget	Expenditure Through 9/30/21
Plans and Studies						\$0	\$100,000	0
Construction	250,000	250,000				\$500,000	385,245	195,879
Equipment						\$0		
Other						\$0		
TOTAL	\$250,000	\$250,000	\$0	\$0	\$0	\$500,000	\$485,245	\$195,879

PROJECT TOTAL \$1,181,124

ANNUAL OPERATING IMPACT							OTHER:
DESCRIPTION:	FY23	FY24	FY25	FY26	FY27	Five Year Total	Account Numbers:
Personnel							
Operating	20,000	20,000	20,000	20,000	20,000	\$100,000	
Capital Outlay						\$0	
TOTAL	\$20,000	\$20,000	\$20,000	\$20,000	\$20,000	\$100,000	

PEDESTRIAN / EMERGENCY BRIDGE

LOCATION:	North Bay Road between 172nd and 174th Street
STATUS:	Continuing Project (83001)
PRIORITY:	High



DESCRIPTION/JUSTIFICATION

The City has constructed a pedestrian bridge with emergency vehicle access. The 263' bridge spans the canal at North Bay Road from 172nd Street to 174th Street. The City received a \$500,000 state appropriation toward the cost of this project. Included in this project and still remaining to be done is the relocation of an FPL transformer and associated equipment to the easement that Salem House contributed to the city.

300-5-5390-465000-83001

FUNDING SOURCES:	FY23	FY24	FY25	FY26	FY27	TOTAL	PROJECT ESTIMATED	
Capital Projects Fund						0		
						0	Start Date	Completion Date
						0	10/2012	9/2023
TOTAL	\$0	\$0	\$0	\$0	\$0	\$0		

PROJECT COMPONENTS:	FY23	FY24	FY25	FY26	FY27	Five Year Total	FY22 Budget	Expenditure Through 9/30/21
Plans and Studies						\$0		1,418,040
Construction						\$0	523,218	10,500,675
Equipment						\$0		
Other						\$0		\$1,996,953
TOTAL	\$0	\$0	\$0	\$0	\$0	\$0	\$523,218	\$13,915,668

PROJECT TOTAL \$14,438,886

ANNUAL OPERATING IMPACT							OTHER:
DESCRIPTION:	FY23	FY24	FY25	FY26	FY27	Five Year Total	Account Numbers:
Personnel						\$0	
Operating	22,050	42,050	25,000	43,100	27,450	\$159,650	001-6-5720-XXXXX-XXXXXX
Capital Outlay						\$0	
TOTAL	\$22,050	\$42,050	\$25,000	\$43,100	\$27,450	\$159,650	

PELICAN COMMUNITY PARK IMPROVEMENTS

LOCATION:	18115 North Bay Road
STATUS:	Continuing Project (60001)
PRIORITY:	Medium



DESCRIPTION/JUSTIFICATION

This project consists of the replacement of the HVAC system for the community center and the gymnasium which was completed in 2019. The renovation of the lobby to create a more secure entrance and work environment for park employees and students, repair of the stucco delamination, baseball field fence hardening, roof and railing repairs were completed in 2021. Additional funding for 2020-2021 will provide for roof repairs and security improvements.

300-6-5720-465000-60001/2/3

FUNDING SOURCES:	FY23	FY24	FY25	FY26	FY27	TOTAL	PROJECT ESTIMATED	
Capital Projects Fund						0		
						0		
						0	Start Date	Completion Date
TOTAL	\$0	\$0	\$0	\$0	\$0	\$0	7/2017	TBD


PROJECT COMPONENTS:	FY23	FY24	FY25	FY26	FY27	Five Year Total	FY22 Budget	Expenditure Through 9/30/21
Plans and Studies						\$0		
Construction						\$0	415,650	11,881
Equipment						\$0	1,021,255	911,733
Other						\$0		
TOTAL	\$0	\$0	\$0	\$0	\$0	\$0	\$1,436,905	\$923,614

PROJECT TOTAL \$2,360,519

ANNUAL OPERATING IMPACT							OTHER:
DESCRIPTION:	FY23	FY24	FY25	FY26	FY27	Five Year Total	Account Numbers:
Personnel						\$0	
Operating	-10,000	-10,000	-10,000	-10,000	-10,000	(\$50,000)	001-6-5720-434041-60000
Capital Outlay						\$0	001-6-5720-443002-60000
TOTAL	(\$10,000)	(\$10,000)	(\$10,000)	(\$10,000)	(\$10,000)	(\$50,000)	

ROADWAY RESURFACING PROJECT

LOCATION:	Various City-Wide Locations
STATUS:	Continuing Project (99005)
PRIORITY:	Medium



DESCRIPTION/JUSTIFICATION
 This project is ongoing and will address the need for milling, resurfacing, and repair of City roads. The first phase of the project involves obtaining a consultant to report on the overall condition of all City-owned roads along with recommendations for priority and cost estimates for future work.

300-5-5410-465000-99005

FUNDING SOURCES:	FY23	FY24	FY25	FY26	FY27	TOTAL	PROJECT ESTIMATED	
Stormwater Cap Fund (Grant)						0	Start Date	Completion Date
Street Fund						0		
Capital Fund			250,000	250,000		500,000	Ongoing	Ongoing
TOTAL	\$0	\$0	\$250,000	\$250,000	\$0	\$500,000		


PROJECT COMPONENTS:	FY23	FY24	FY25	FY26	FY27	Five Year Total	FY22 Budget	Expenditure Through 9/30/21
Plans and Studies						\$0		
Construction			250,000	250,000		\$500,000	554,818	195,182
Equipment						\$0		
Other						\$0		
TOTAL	\$0	\$0	\$250,000	\$250,000	\$0	\$500,000	\$554,818	\$195,182

PROJECT TOTAL \$1,250,000

ANNUAL OPERATING IMPACT							OTHER:	
DESCRIPTION:	FY23	FY24	FY25	FY26	FY27	Five Year Total	Account Numbers:	
Personnel						\$0		
Operating						\$0		
Capital Outlay						\$0		
TOTAL	\$0	\$0	\$0	\$0	\$0	\$0		

SAMSON PARK UPGRADES

LOCATION:	17425 Collins Avenue
STATUS:	Completed Project (65001)
PRIORITY:	High



DESCRIPTION/JUSTIFICATION
 Improvements for this park included expansion of the public restrooms, addition of a performance area with a concrete path, wall enhancements along Collins Avenue, modernization of the park signage (including an electric billboard), and replacement of park lighting. The major renovations were completed in fiscal year 2016-17, and carryover of funds shall occur to complete aesthetics and finalize payments.

300-6-5720-465000-65001

FUNDING SOURCES:	FY23	FY24	FY25	FY26	FY27	TOTAL	PROJECT ESTIMATED	
Capital Projects Fund						0		
						0		
						0	Start Date	Completion Date
TOTAL	\$0	\$0	\$0	\$0	\$0	\$0	8/2013	9/2023

PROJECT COMPONENTS:	FY23	FY24	FY25	FY26	FY27	Five Year Total	FY22 Budget	Expenditure Through 9/30/21
Plans and Studies						\$0		56,529
Construction						\$0	264,946	3,653,525
Equipment						\$0		
Other						\$0		
TOTAL	\$0	\$0	\$0	\$0	\$0	\$0	\$264,946	\$3,710,054

PROJECT TOTAL \$3,975,000

ANNUAL OPERATING IMPACT							OTHER:
DESCRIPTION:	FY23	FY24	FY25	FY26	FY27	Five Year Total	Account Numbers:
Personnel						\$0	
Operating						\$0	
Capital Outlay						\$0	
TOTAL	\$0	\$0	\$0	\$0	\$0	\$0	

SIDEWALK REPAIRS AND REPLACEMENT

LOCATION:	City-wide
STATUS:	Continuing Project (99007)
PRIORITY:	High

DESCRIPTION/JUSTIFICATION

This ongoing project includes removal and replacement of existing sidewalks throughout the City (exclusive of Collins Ave) that are currently in disrepair. ADA ramps and detectable warnings will also be repaired/replaced where needed. This project is intended to enhance the City's aesthetics and the overall pedestrian experience. Wherever possible, will also assess areas where sidewalks can be widened.



300-5-5410-465000-99007

FUNDING SOURCES:	FY23	FY24	FY25	FY26	FY27	TOTAL	PROJECT ESTIMATED	
Stormwater Cap Fund						0	Start Date	Completion Date
Street Fund						0		
Capital Fund		100,000				100,000	Ongoing	Ongoing
TOTAL	\$0	\$100,000	\$0	\$0	\$0	\$100,000		


PROJECT COMPONENTS:	FY23	FY24	FY25	FY26	FY27	Five Year Total	FY22 Budget	Expenditure Through 9/30/21
Plans and Studies						\$0		
Construction		100,000				\$100,000	409,379	240,621
Equipment						\$0		
Other								
TOTAL	\$0	\$100,000	\$0	\$0	\$0	\$100,000	\$409,379	\$240,621

PROJECT TOTAL \$750,000

ANNUAL OPERATING IMPACT							Five Year Total	OTHER:
DESCRIPTION:	FY23	FY24	FY25	FY26	FY27	Five Year Total	Account Numbers:	
Personnel						\$0		
Operating						\$0		
Capital Outlay						\$0		
TOTAL	\$0	\$0	\$0	\$0	\$0	\$0		

SUNNY ISLES BLVD STREET IMPROVEMENTS

LOCATION:	Sunny Isles Blvd
STATUS:	Continuing Project (81001)
PRIORITY:	Medium



DESCRIPTION/JUSTIFICATION

This project includes improvements to the 826/Sunny Isles Blvd corridor for ground covering, landscaping, and sidewalk pavers and to also convert the area under the Sunny Isles Blvd overpass into a paved parking lot for public use. This project will commence once the FDOT bridge and resurfacing, restoration and rehabilitation (RRR) projects in this area are completed.

300-5-5410-465000-81001

FUNDING SOURCES:	FY23	FY24	FY25	FY26	FY27	TOTAL	PROJECT ESTIMATED	
Capital Projects Fund						0	Start Date	Completion Date
						0		
						0		
TOTAL	\$0	\$0	\$0	\$0	\$0	\$0	TBD	TBD

PROJECT COMPONENTS:	FY23	FY24	FY25	FY26	FY27	Five Year Total	FY22 Budget	Expenditure Through 9/30/21
Plans and Studies						\$0	\$25,000	0
Construction						\$0	296,589	94,411
Equipment						\$0		
Other						\$0		
TOTAL	\$0	\$0	\$0	\$0	\$0	\$0	\$321,589	\$94,411

PROJECT TOTAL \$416,000

ANNUAL OPERATING IMPACT							
DESCRIPTION:	FY23	FY24	FY25	FY26	FY27	Five Year Total	OTHER:
Personnel							Account Numbers:
Operating							
Capital Outlay						\$0	
TOTAL	\$0	\$0	\$0	\$0	\$0	\$0	

SUNNY ISLES BLVD WASD PROPERTY & PARK

LOCATION:	Sunny Isles Blvd
STATUS:	New Project (81002)
PRIORITY:	Medium

DESCRIPTION/JUSTIFICATION

The project consists of the creation of a passive park inclusive of a paved walkway, landscaping, irrigation, and seating areas. Any improvements to this area will be submitted to Miami-Dade County for approval in accordance with the existing lease agreement. WASD is rebuilding a new sewer pump station in an architectural style similar to the FPL substation. Once completed, the City will be able to use leased land west of the new pump station for a park and continuation of the bay walk. During FY18, the City received a \$150,000 developer contribution that will be used to partially fund this project.

300-6-5720-465000-12001



FUNDING SOURCES:	FY23	FY24	FY25	FY26	FY27	TOTAL	PROJECT ESTIMATED	
Capital Projects Fund	200,000	200,000				400,000		
						0		
						0	Start Date	Completion Date
TOTAL	\$200,000	\$200,000	\$0	\$0	\$0	\$400,000	1/2022	9/2024


PROJECT COMPONENTS:	FY23	FY24	FY25	FY26	FY27	Five Year Total	FY22 Budget	Expenditure Through 9/30/21
Plans and Studies						\$0		0
Construction	200,000	200,000				\$400,000	300,000	0
Equipment						\$0		
Other/Demolition						\$0		
TOTAL	\$200,000	\$200,000	\$0	\$0	\$0	\$400,000	\$300,000	\$0

PROJECT TOTAL \$700,000

ANNUAL OPERATING IMPACT							
DESCRIPTION:	FY23	FY24	FY25	FY26	FY27	Five Year Total	OTHER:
Personnel							Account Numbers:
Operating							
Capital Outlay						\$0	
TOTAL	\$0	\$0	\$0	\$0	\$0	\$0	

TOWN CENTER PARK UPGRADES

LOCATION:	17200 Collins Avenue
STATUS:	Continuing Project (75001)
PRIORITY:	High



DESCRIPTION/JUSTIFICATION

This ongoing project includes the installation of an electronic billboard and the replacement of exercise stations. Also planned is the arts area in the back section of the park, and fence and gate relocation along Collins Avenue to allow for widening the sidewalk.

300-6-5720-465000-75001

FUNDING SOURCES:	FY23	FY24	FY25	FY26	FY27	TOTAL	PROJECT ESTIMATED	
Capital Projects Fund	650,000					650,000	Start Date	Completion Date
						0		
						0		
TOTAL	\$650,000	\$0	\$0	\$0	\$0	\$650,000	10/2010	9/2023

PROJECT COMPONENTS:	FY23	FY24	FY25	FY26	FY27	Five Year Total	FY22 Budget	Expenditure Through 9/30/21
Plans and Studies						\$0	\$10,000	0
Construction	650,000					\$650,000	552,215	547,009
Equipment						\$0		
Other						\$0		
TOTAL	\$650,000	\$0	\$0	\$0	\$0	\$650,000	\$562,215	\$547,009

PROJECT TOTAL \$1,759,224

ANNUAL OPERATING IMPACT							Five Year Total	OTHER:
DESCRIPTION:	FY23	FY24	FY25	FY26	FY27	Five Year Total	Account Numbers:	
Personnel						\$0		
Operating						\$0		
Capital Outlay						\$0		
TOTAL	\$0	\$0	\$0	\$0	\$0	\$0		


TRANSPORTATION AND PEDESTRIAN ACCESS IMPROVEMENTS

LOCATION:	Various City-Wide Locations
STATUS:	New Project (99008)
PRIORITY:	Medium

DESCRIPTION/JUSTIFICATION

Based upon needs identified in the citywide transportation study and the Mobility and Pedestrian Safety Advisory Committee, this project will address a series of improvements ranging from bringing sidewalks, bus stops, and crosswalk to ADA compliance, new and improved crosswalks in several locations identified on the citywide study (including illuminated crosswalks on interior streets), adaptive signalization technology, and long range improvements such as the study of priority signalization for transit and emergency vehicles, parking improvements, as well as pedestrian safety and access. To make these improvements, coordination and support from County and State agencies is essential and required.

300-5-5410-465000-99008



FUNDING SOURCES:	FY23	FY24	FY25	FY26	FY27	TOTAL		
Stormwater Cap Fund (Grant)						0	PROJECT ESTIMATED	
Street Fund						0		
Capital Fund			2,000,000			2,000,000	Start Date	Completion Date
TOTAL	\$0	\$0	\$2,000,000	\$0	\$0	\$2,000,000	6/2018	TBD

PROJECT COMPONENTS:	FY23	FY24	FY25	FY26	FY27	Five Year Total	FY22 Budget	Expenditure Through 9/30/21
Plans and Studies						\$0	\$547,381	
Construction			2,000,000			\$2,000,000	7,536,086	384,562
Equipment						\$0		
Other						\$0		
TOTAL	\$0	\$0	\$2,000,000	\$0	\$0	\$2,000,000	\$8,083,466	\$384,562

PROJECT TOTAL \$10,468,028


ANNUAL OPERATING IMPACT								
DESCRIPTION:	FY23	FY24	FY25	FY26	FY27	Five Year Total	OTHER:	
Personnel						\$0	Account Numbers:	
Operating						\$0		
Capital Outlay						\$0		
TOTAL	\$0	\$0	\$0	\$0	\$0	\$0		

UTILITY UNDERGROUNDING (COLLINS CORRIDOR)

LOCATION:	Collins Avenue Corridor
STATUS:	Continuing Project (80004)
PRIORITY:	High

DESCRIPTION/JUSTIFICATION

FDOT required that the conduit for aerial facilities be installed in advance of their resurfacing project. This phase along Collins Avenue was completed in January 2018. The light pole installation phase commenced in late 2018. Along with the light pole installation, Florida Power and Light is concurrently running wiring through the underground conduits, this will continue through at least 2022.



300-5-5390-465000-80004

FUNDING SOURCES:	FY23	FY24	FY25	FY26	FY27	TOTAL	PROJECT ESTIMATED	
Capital Projects Fund						0	Start Date	Completion Date
DOT Reimbursements*	1,300,000					1,300,000		
						0	10/2011	9/2023
TOTAL	\$1,300,000	\$0	\$0	\$0	\$0	\$1,300,000		

PROJECT COMPONENTS:	FY23	FY24	FY25	FY26	FY27	Five Year Total	FY22 Budget	Expenditure Through 9/30/21
Plans and Studies						\$0		
Construction						\$0	1,033,668	27,405,319
Equipment						\$0		
Other (Project Mgmt)						\$0		
TOTAL	\$0	\$0	\$0	\$0	\$0	\$0	\$1,033,668	\$27,405,319

PROJECT TOTAL \$28,438,987

ANNUAL OPERATING IMPACT							OTHER:
DESCRIPTION:	FY23	FY24	FY25	FY26	FY27	Five Year Total	Account Numbers:
Personnel						\$0	
Operating		50,000	51,500	53,045	54,636	\$209,181	
Capital Outlay						\$0	
TOTAL	\$0	\$50,000	\$51,500	\$53,045	\$54,636	\$209,181	

* DOT Reimbursements anticipated for funds appropriated in prior fiscal years for street lights.